

# Influenza, RSV and Other Respiratory Viruses Surveillance Report

## Week 45 2023 (6<sup>th</sup> November- 12<sup>th</sup> November 2023)



*This report presents data on the epidemiology of influenza, respiratory syncytial virus (RSV) and other respiratory viruses (ORVs). For further information on the epidemiology of COVID-19, please refer to COVID-19 surveillance [reports](#).*

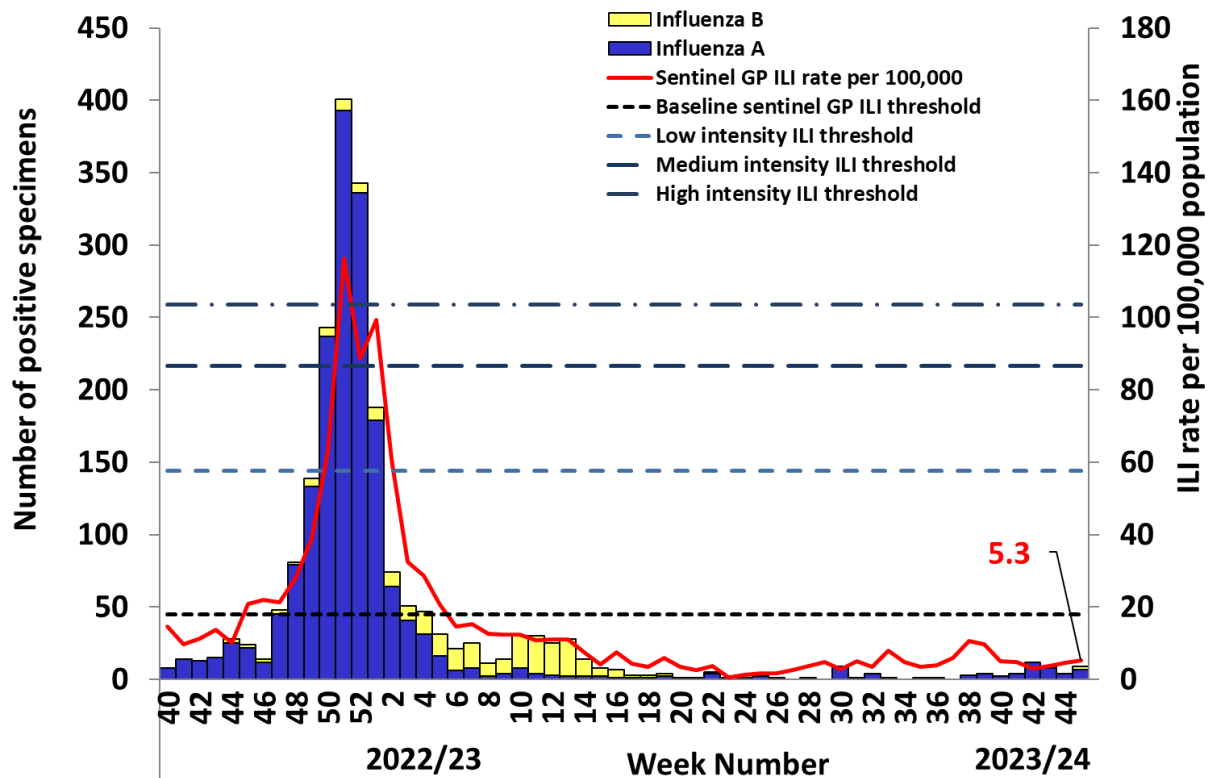
### Summary Week 45 2023

Influenza activity increased slightly during week 45, 2023, however, still remains at low levels in Ireland. Sporadic detections of influenza A (H1)pdm09, A(H3) and influenza B have been reported this season to date. Respiratory syncytial virus (RSV) circulation is now at high levels and RSV hospitalised cases continue to increase with the highest rates in those aged less than one year old, followed by the 1-4 year age group. Rhino/enteroviruses have been circulating at high levels in recent weeks.

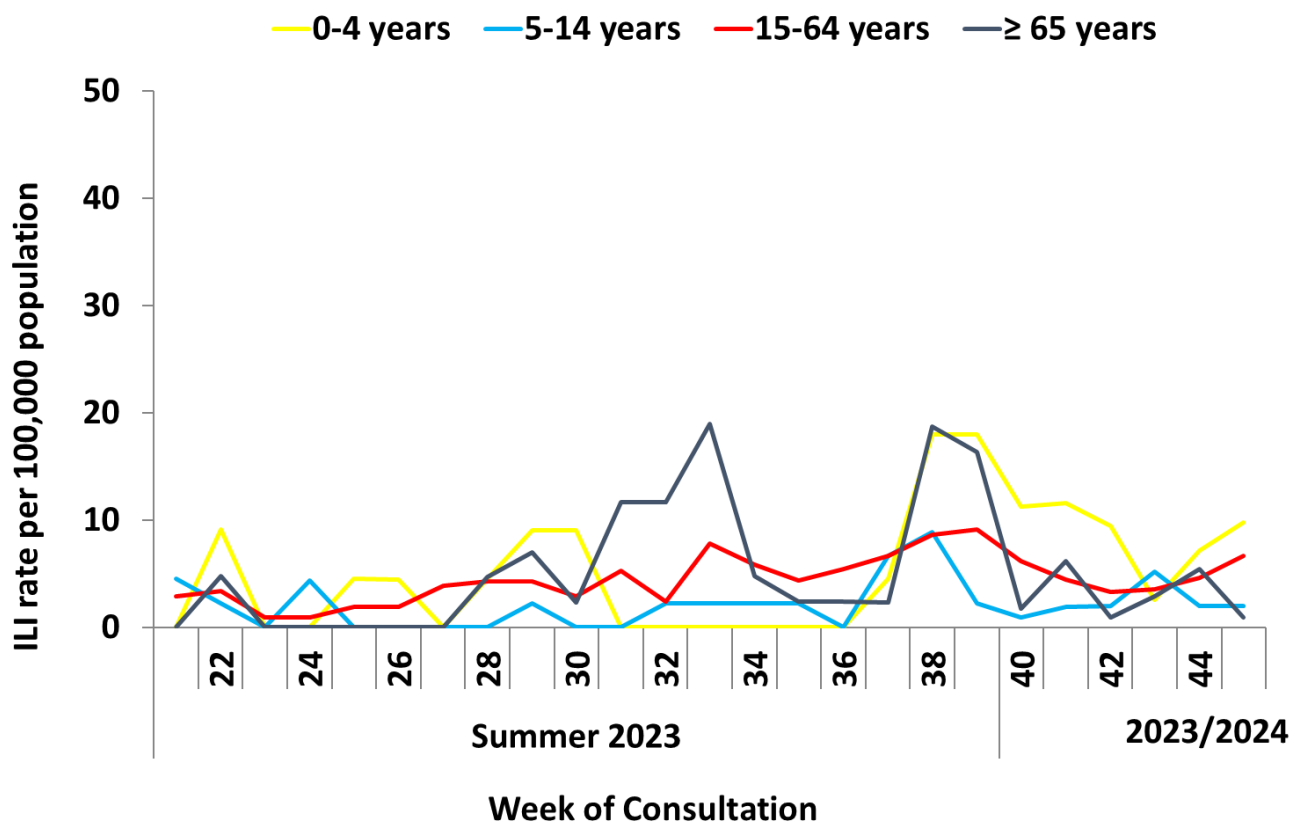
- **Influenza-like illness (ILI):** The sentinel GP ILI consultation rate was 5.3 per 100,000 population during week 45 2023, stable compared to the updated rate of 4.5/100,000 in week 44. ILI consultation rates have been below the Irish baseline threshold (18.1/100,000 population) for the season to date (weeks 40-45 2023). Sentinel GP ILI age specific rates were below age specific baseline thresholds in all age groups during week 45.
- **National Virus Reference Laboratory (NVRL):** During week 45 2023, of 127 sentinel GP ARI specimens tested and reported by the NVRL, seven (5.5%) were positive for influenza (four influenza A(H3), two influenza A(H1) pdm09 and one influenza B), nine (7.1%) for SARS-CoV-2, 14 (11%) for RSV and 33 (26%) for rhino/enterovirus.
- Of 102 non-sentinel respiratory specimens tested and reported by the NVRL during week 45 2023, two (2%) were positive for influenza and eight (7.8%) were positive for RSV. Rhino/enterovirus positivity decreased, but remained high at 15.7% (16/102) during week 45 compared to 26% (32/123) during week 44.
- Of the 40 respiratory specimens (including both sentinel GP ARI specimens and non-sentinel specimens) testing positive for influenza and reported by the NVRL to date during the 2023/2024 season, seven (17.5%) were coinfecting with other viruses.
- **GP Out of hours (OOHs):** Cough calls comprised 40.1% (6,086/15,167) of all reported GP OOHs calls during week 45 2023, which is above the baseline threshold of 10.8%. Almost half (48.6% 2,959/6086) of cough calls were in those aged 0-4 years. The number of flu calls was 432/15,167 (2.8%) in week 45, which has exceeded the baseline threshold level (2.3%), for the first time this season.
- **Influenza notifications:** 67 laboratory confirmed influenza cases were notified during week 45 2023: six A(H3), two A(H1)pdm09, 50 influenza A (not subtyped) and 9 influenza B. This compares to 36 cases notified during week 44 2023. Notifications in those aged 0-4 years continue to increase and accounted for 19.4% (13/67) of all influenza notifications in week 45.
- **RSV notifications:** 454 RSV cases were notified during week 45 2023, an increase compared to 433 cases notified during week 44 2023.
- **Hospitalisations:** Notified laboratory confirmed influenza hospital inpatients remained stable with 19 cases notified in week 45 compared to 15 in week 44. Sixteen of the hospitalised cases were influenza A (not subtyped), and three were influenza B. There were 213 laboratory confirmed RSV hospital inpatients notified in week 45 compared to 172 notified in week 44. 88.3% (188/213) of RSV hospitalisations were in those aged under 1 year of age.
- **Intensive care admissions:** No laboratory confirmed influenza case was admitted to intensive care units and notified to HPSC during week 45 2023. One influenza ICU case has been notified for the season to date (Week 40 to Week 45 2023).
- **Mortality:** No deaths in notified influenza cases were reported to HPSC during week 45 2023 or for the season to date. No excess all-cause mortality has been reported since week 2 2023.
- **Outbreaks:** During week 45 2023, two influenza outbreaks (one in a nursing home and one in a residential institution) and one ARI outbreak for which the pathogen was rhino/enterovirus in a nursing home were reported to HPSC.
- **International:** In the European region during week 44 2023, influenza activity remained at low levels, RSV activity continued to increase, and SARS-CoV-2 activity remained elevated. Rates of ILI and/or ARI were elevated above baseline levels in 2 of 29 countries of the WHO European Region.

## 1. Consultations for Influenza Like Illness - GP sentinel surveillance system

- During week 45 2023, 38 sentinel GP influenza-like illness (ILI) consultations were reported from the Irish sentinel GP network, corresponding to an ILI consultation rate of 5.3 per 100,000 population, stable compared to an updated rate of 4.5 per 100,000 population during week 44 2023 (Figure 1).
- The sentinel GP ILI consultation rates have been below the Irish sentinel GP ILI baseline threshold (18.1/100,000 population) this season to date. .
- Age specific ILI consultation rates were below age specific baseline thresholds in all age groups during week 45 and the 2023/2024 season to date (weeks 40-45 2023) (Figure 2, Table 1).
- The Irish sentinel baseline ILI threshold for the 2023/2024 influenza season is 18.1 per 100,000 population. ILI rates above this baseline threshold combined with sentinel GP influenza positivity >10% indicate the likelihood that influenza is circulating in the community. The Moving Epidemic Method (MEM) is used to calculate thresholds for GP ILI consultations in a standardised approach across Europe. The baseline ILI threshold (18.1/100,000 population), low (57.5/100,000 population), medium (86.5/100,000 population) and high (103.6/100,000 population) intensity ILI thresholds are shown in Figure 1.



**Figure 1:** Sentinel GP Influenza-like illness (ILI) consultation rates per 100,000 population, baseline, low, medium and high intensity ILI thresholds and number of positive influenza A and B specimens tested by the NVRL, by influenza week and season. *Source: ICGP and NVRL*



**Figure 2:** Age specific sentinel GP ILI consultation rate per 100,000 population by week (weeks 21-45 2023). *Source: ICGP.*

**Table 1:** Age specific sentinel GP ILI consultation rate per 100,000 population by week (weeks 40-45 2023), colour coded by sentinel GP ILI age specific Moving Epidemic Method (MEM) threshold levels. *Source: ICGP.*

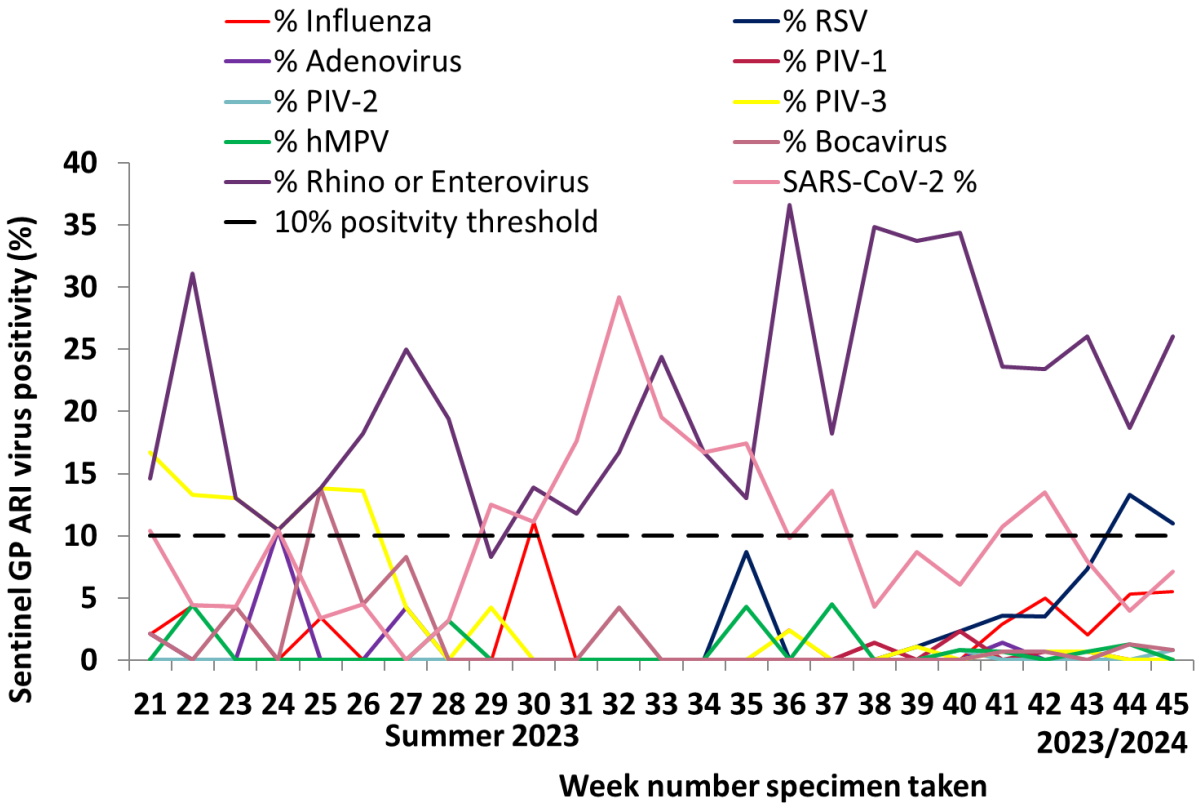
MEM Threshold Levels	Below Baseline	Low	Moderate	High	Extraordinary
----------------------	----------------	-----	----------	------	---------------

Age group (years)	2023/2024					
	40	41	42	43	44	45
All Ages	5.0	4.8	3.1	3.6	4.5	5.3
<15 yrs	3.7	4.4	3.8	4.1	3.2	4.0
15-64 yrs	6.1	4.5	3.3	3.5	4.6	6.6
≥65 yrs	1.7	6.1	0.9	2.9	5.4	0.9
Reporting practices (N=94)	88	86	84	77	84	80

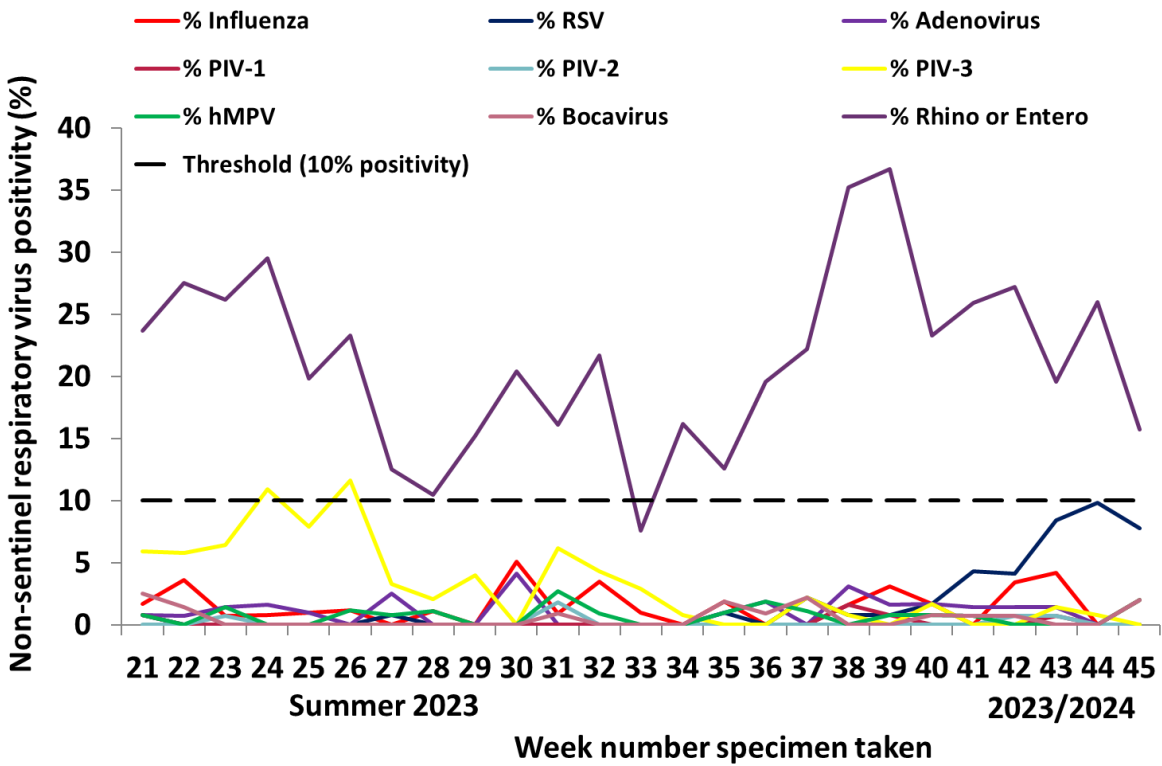
## 2. Influenza and Other Respiratory Virus Detections - NVRL

The data reported in this section for the 2023/2024 influenza season refers to sentinel GP ARI and non-sentinel respiratory specimens routinely tested for influenza, respiratory syncytial virus (RSV), adenovirus, parainfluenza virus types 1-4 (PIV-1-4), human metapneumovirus (hMPV) and rhino/enteroviruses by the National Virus Reference Laboratory (NVRL) (Tables 2 & 3, Figure 3a, 3b, 4).

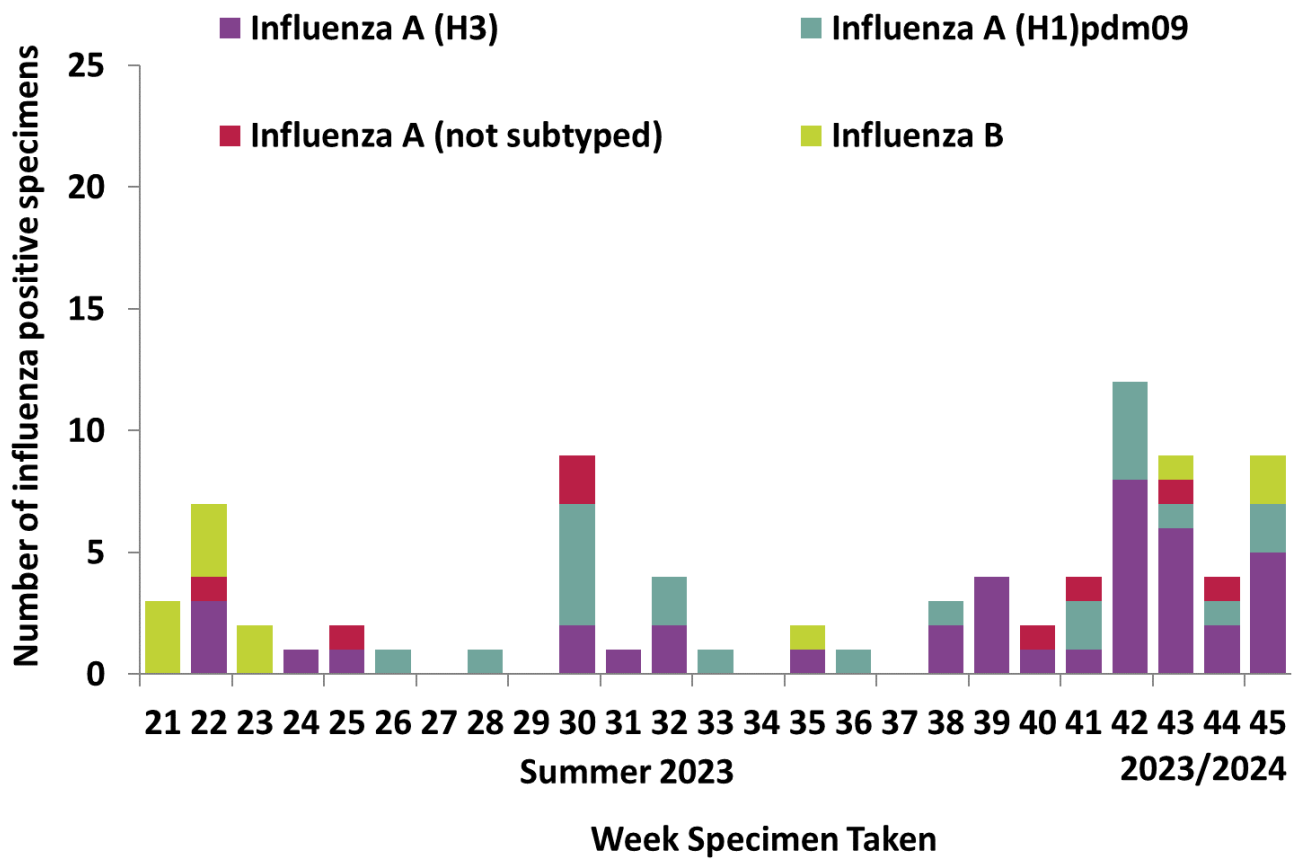
- A lag time with testing and reporting is noted for the most recent surveillance week.
- During week 45 2023 of 127 sentinel GP ARI specimens tested and reported by the NVRL, seven (5.5%) were positive for influenza (four influenza A(H3), two influenza A(H1)pdm09 and one influenza B), nine (7.1%) for SARS-CoV-2, 14 (11%) for RSV and 33 (26%) for rhino/enterovirus.
- In comparison during week 44 2023, of 75 sentinel GP ARI specimens tested and reported by the NVRL, four (5.3%) were positive for influenza (two influenza A(H3), one influenza A(H1)pdm09 and one influenza A (not subtyped), three (4%) for SARS-CoV-2, 10 (13.3%) for RSV and 14 (18.7%) for rhino/enterovirus.
- During week 45 2023, of 102 non-sentinel respiratory specimens tested and reported by the NVRL, two (2%) were positive for influenza, eight (7.8 %) for RSV and 16 (15.7 %) for rhino/enterovirus.
- During week 44 2023, of 123 non-sentinel respiratory specimens tested, none were positive for influenza, 12 (9.8 %) for RSV, and 32 (26%) for rhino/enterovirus (Figure 3b).
- Other respiratory viruses (ORVs) are being detected at lower levels (Figure 3a and 3b).
- Of 40 sentinel GP ARI specimens and non-sentinel respiratory specimens positive for influenza and reported by the NVRL during the 2023/2024 season, seven (17.5%) were coinfecting with other viruses, two (5%) with rhino/enteroviruses, one (2.5%) with RSV, three (7.5%) with SARS-CoV-2 and one with Coronavirus NL63(2.5%)



**Figure 3a:** Percentage positive results for **sentinel GP ARI** specimens tested by the NVRL for influenza, SARS-CoV-2, RSV and other respiratory viruses by week specimen was taken, weeks 21-45 2023. *Source: NVRL*



**Figure 3b:** Percentage positive results for **non-sentinel respiratory** specimens tested by the NVRL for influenza, RSV and other respiratory viruses by week specimen was taken, weeks 21-45 2023. *Source: NVRL*



**Figure 4:** Number of positive **influenza** specimens (from sentinel GP ARI and non-sentinel respiratory sources) tested by the NVRL by influenza type/subtype and by week specimen was taken, weeks 21-45 2023. *Source: NVRL*

**Table 2:** Number of sentinel GP ARI and non-sentinel respiratory specimens tested by the NVRL and positive **influenza** results, overall and by influenza type and subtype, for weeks 44 and 45 2023 and the 2023/2024 Season. *Source: NVRL*

Surveillance period	Specimen type	Total tested	Number influenza	% Influenza positive	Influenza A				Influenza B			
					A(H1)pdm09	A(H3)	A (not subtyped)	Total	B	B Victoria	B Yamagata	Total
<b>Week 45 2023</b>	Sentinel GP ARI	127	7	5.5	2	4	0	6	1	0	0	1
	Non-sentinel respiratory	102	2	2.0	0	1	0	1	1	0	0	1
	<b>Total</b>	<b>229</b>	<b>9</b>	<b>3.9</b>	<b>2</b>	<b>5</b>	<b>0</b>	<b>7</b>	<b>2</b>	<b>0</b>	<b>0</b>	<b>2</b>
<b>Week 44 2023</b>	Sentinel GP ARI	75	4	5.3	1	2	1	4	0	0	0	0
	Non-sentinel respiratory	123	0	0.0	0	0	0	0	0	0	0	0
	<b>Total</b>	<b>198</b>	<b>4</b>	<b>2.0</b>	<b>1</b>	<b>2</b>	<b>1</b>	<b>4</b>	<b>0</b>	<b>0</b>	<b>0</b>	<b>0</b>
<b>2023/2024</b>	Sentinel GP ARI	764	25	3.3	9	12	3	24	1	0	0	1
	Non-sentinel respiratory	774	15	1.9	1	11	1	13	2	0	0	2
	<b>Total</b>	<b>1538</b>	<b>40</b>	<b>2.6</b>	<b>10</b>	<b>23</b>	<b>4</b>	<b>37</b>	<b>3</b>	<b>0</b>	<b>0</b>	<b>3</b>

**Table 3:** Number of sentinel GP ARI and non-sentinel respiratory specimens tested by the NVRL and positive **RSV** results, overall and by RSV type, for weeks 44 and 45 2023 and the 2023/2024 Season. *Source: NVRL*

Surveillance period	Specimen type	Total tested	Number RSV positive	% RSV positive	RSV A	RSV B	RSV (unspecified)
<b>Week 45 2023</b>	Sentinel GP ARI	127	14	11.0	10	4	0
	Non-sentinel	102	8	7.8	5	3	0
	<b>Total</b>	<b>229</b>	<b>22</b>	<b>9.6</b>	<b>15</b>	<b>7</b>	<b>0</b>
<b>Week 44 2023</b>	Sentinel GP ARI	75	10	13.3	5	5	0
	Non-sentinel	123	12	9.8	9	3	0
	<b>Total</b>	<b>198</b>	<b>22</b>	<b>11.1</b>	<b>14</b>	<b>8</b>	<b>0</b>
<b>2023/2024</b>	Sentinel GP ILI/ARI	764	48	6.3	31	17	0
	Non-sentinel	774	46	5.9	34	12	0
	<b>Total</b>	<b>1538</b>	<b>94</b>	<b>6.1</b>	<b>65</b>	<b>29</b>	<b>0</b>

**Table 4:** Number and percentage positive sentinel GP ARI specimens by **respiratory virus**, weeks 44 and 45 2023, and the 2023/2024 season. *Source: NVRL*

Virus	Week 45 2023 (N=127)		Week 44 2023 (N=75)		2023/2024 (N=764)	
	Total	% positive	Total positive	% positive	Total positive	% positive
SARS-CoV-2	9	7.1	3	4.0	66	10.1
Influenza	7	5.5	4	5.3	25	1.6
Respiratory Syncytial Virus (RSV)	14	11.0	10	13.3	3	0.4
Rhino/enterovirus	33	26.0	14	18.7	156	22.5
Adenovirus	0	0.0	0	0.0	4	0.6
Bocavirus	1	0.8	1	1.3	10	1.4
Human metapneumovirus (hMPV)	0	0.0	1	1.3	6	0.9
Parainfluenza virus type 1 (PIV-1)	0	0.0	0	0.0	1	0.1
Parainfluenza virus type 2 (PIV-2)	1	0.8	0	0.0	0	0.0
Parainfluenza virus type 3 (PIV-3)	0	0.0	0	0.0	30	4.3
Parainfluenza virus type 4 (PIV-4)	6	4.7	2	2.7	35	5.1

**Table 5:** Number and percentage positive non-sentinel respiratory specimens, by **respiratory virus**, weeks 44 and 45 2023, and the 2023/2024 season. *Source: NVRL*

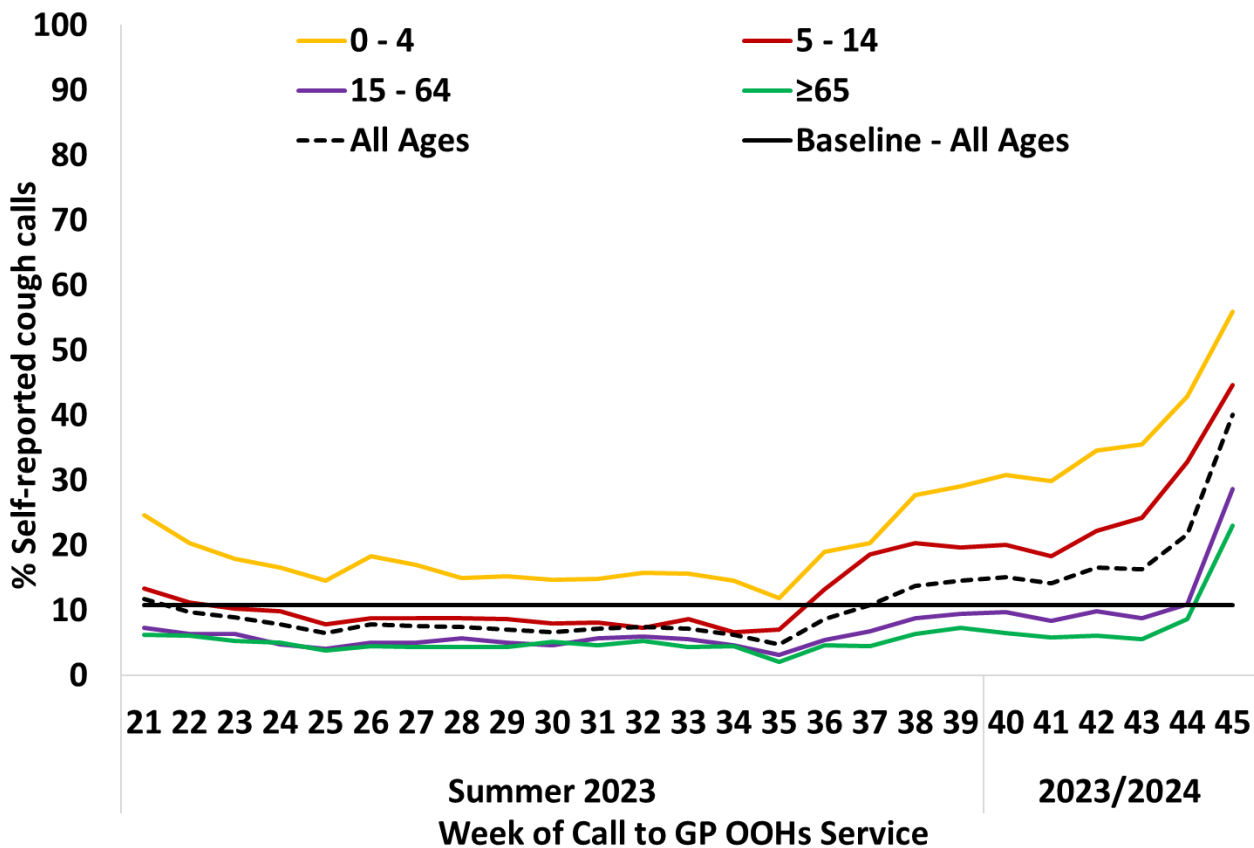
Virus	Week 45 2023 (N=102)		Week 44 2023 (N=123)		2023/2024 (N=774)	
	Total positive	% positive	Total positive	% positive	Total positive	% positive
Influenza	2	2.0	0	0.0	15	1.9
Respiratory Syncytial Virus (RSV)	8	7.8	12	9.8	46	5.9
Rhino/enterovirus	16	15.7	32	26.0	180	23.3
Adenovirus	0	0.0	0	0.0	8	1.0
Bocavirus	2	2.0	0	0.0	5	0.6
Human metapneumovirus (hMPV)	2	2.0	0	0.0	4	0.5
Parainfluenza virus type 1 (PIV-1)	0	0.0	0	0.0	1	0.5
Parainfluenza virus type 2 (PIV-2)	0	0.0	0	0.0	2	0.3
Parainfluenza virus type 3 (PIV-3)	0	0.0	1	0.8	5	0.6
Parainfluenza virus type 4 (PIV-4)	0	0.0	2	1.6	15	1.9



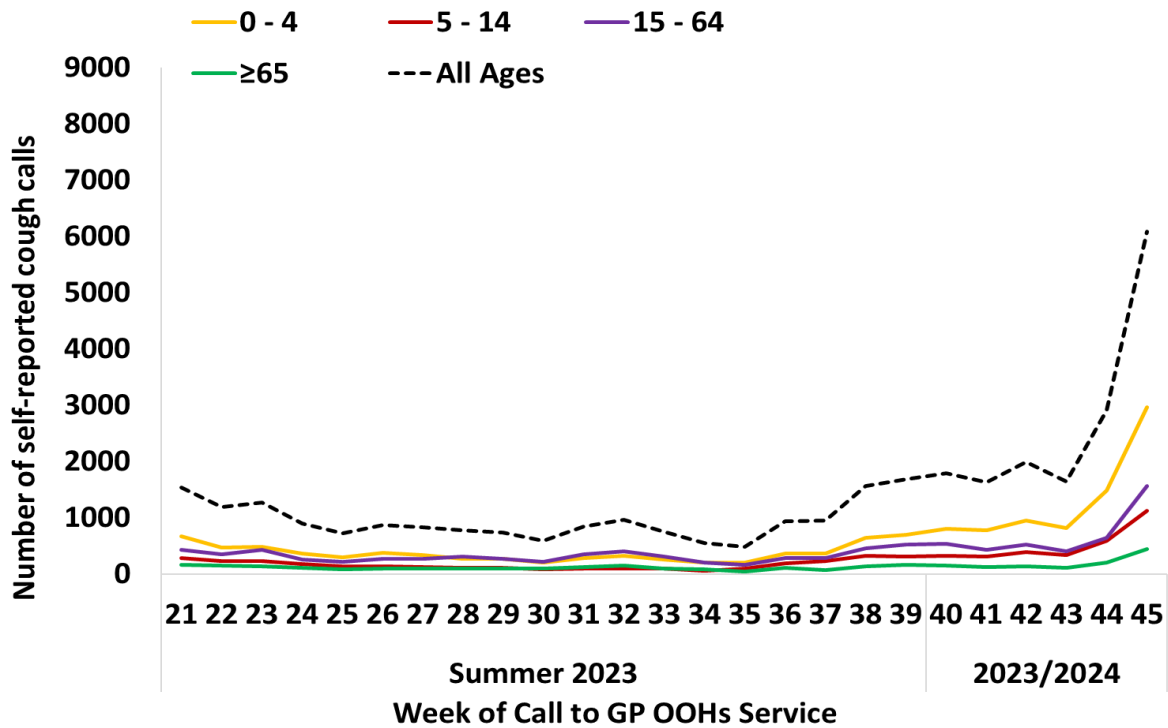
### 3. GP Out-Of-Hours services surveillance

National data on calls to GP Out-of-Hours services in Ireland are collated by HPSC. Five out of 14 Out-of-Hours GP services currently participate in this programme. Records of calls with clinical symptoms self-reported as ‘flu’ or ‘cough’ are included in the analysis. This information may act as an early indicator of circulation of influenza viruses, SARS-CoV-2, or other respiratory viruses.

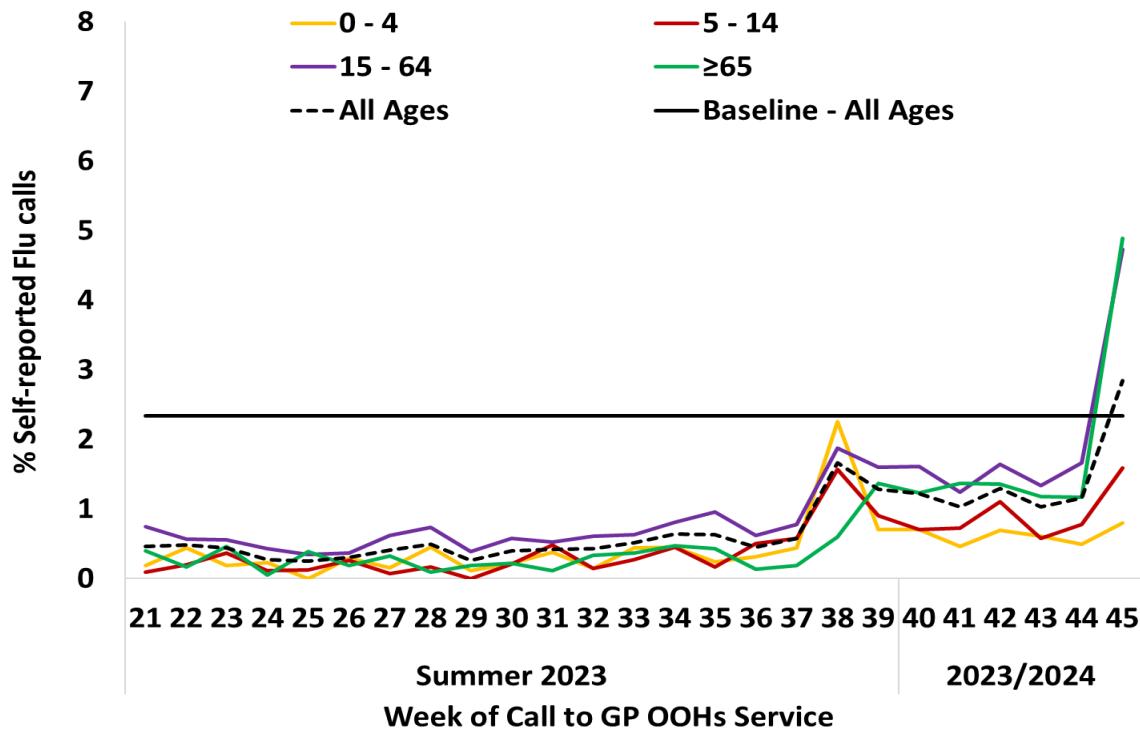
- Five GP OOH services provided data for week 45 2023.
- Out of a total of 15,167 calls made to the participating GP OOHs in week 45:
  - 6086 (40.1%) were for self-reported ‘cough’, which is above the baseline threshold of 10.8% for cough calls. Coughs as a percentage of all calls almost doubled compared to the percentage of cough calls (21.7%) in week 44 (Figures 5 and 6).
  - 432 (2.8%) were for self-reported ‘flu’, which exceeded the baseline threshold of 2.3% for ‘flu’ calls (Figures 7 and 8) for the first time this season
- Cough calls are above the baseline levels across all age groups for week 45 2023.
- 48.6% (2959/6086) of all cough calls were from those aged four years and under.



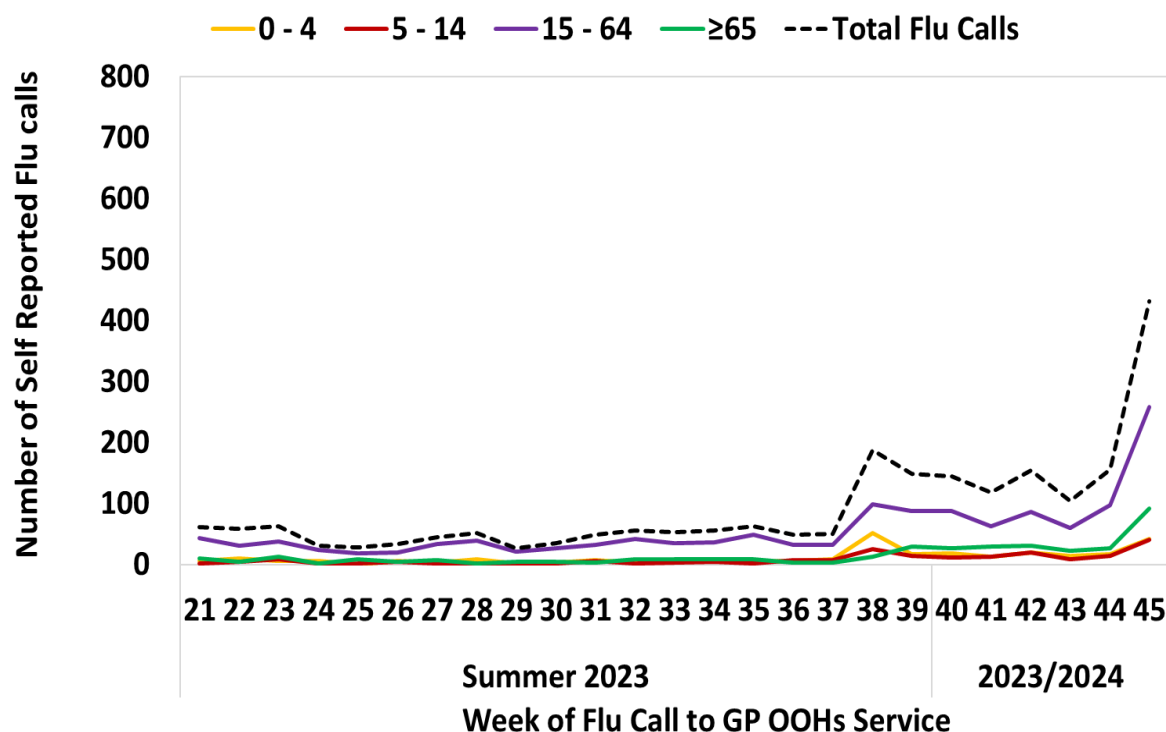
**Figure 5:** Percentage of self-reported **COUGH** calls for all ages and by age group as a proportion of total calls to GP Out-of-Hours services by week of call, summer 2023 and the 2023/2024 season. The baseline % cough calls for all ages calculated using the MEM method on historic data is shown. *Source: GP Out-Of-Hours services in Ireland (collated by HSE & ICGP).*



**Figure 6:** Number of self-reported **COUGH** calls for all ages and by age group to GP Out-of-Hours services by week of call, Summer 2023 and 2023/2024. *Source: GP Out-Of-Hours services in Ireland (collated by HSE & ICGP).*



**Figure 7:** Percentage of self-reported **FLU** calls for all ages and by age group as a proportion of total calls to GP Out-of-Hours services by week of call, Summer 2023 and 2023/2024. The baseline % flu calls for all ages calculated using the MEM method on historic data is shown. *Source: GP Out-Of-Hours services in Ireland (collated by HSE & ICGP)*



**Figure 8:** Number of self-reported **FLU** calls for all ages and by age group to GP Out-of-Hours services by week of call, Summer 2023 and 2023/2024. *Source: GP Out-Of-Hours services in Ireland (collated by HSE & ICGP).*

#### 4. Influenza & RSV notifications

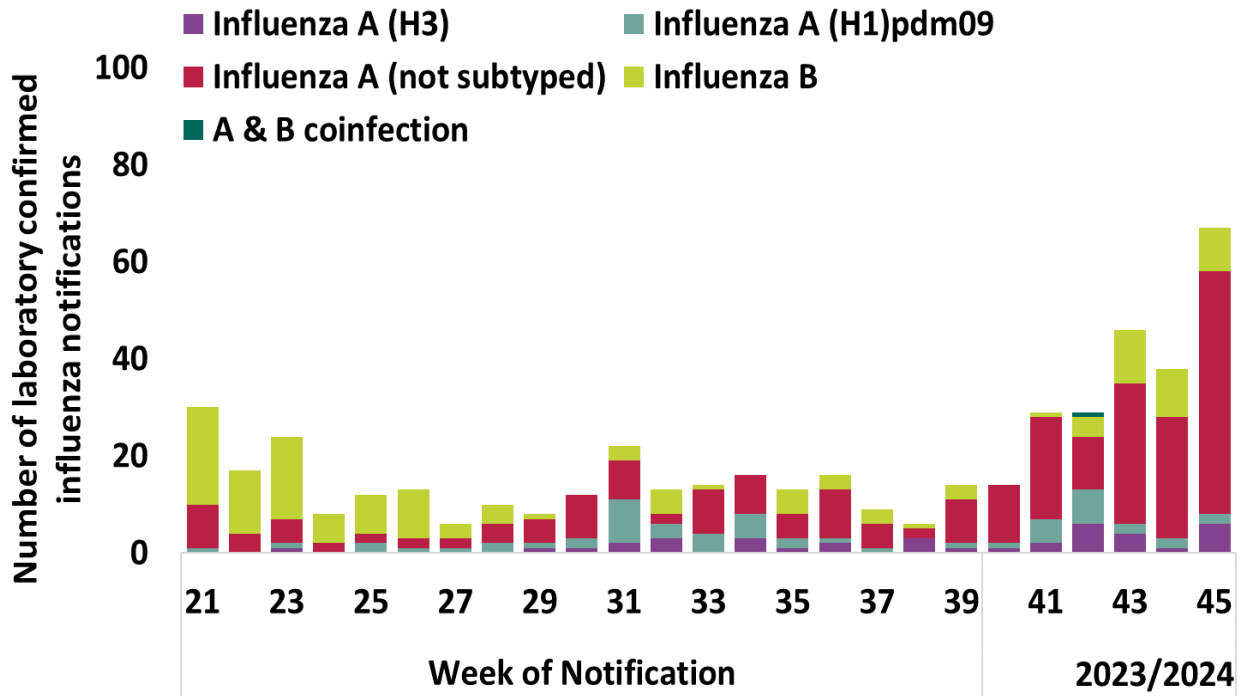
Influenza and RSV case notifications are reported on Ireland’s Computerised Infectious Disease Reporting System (CIDR), including all laboratory-confirmed influenza/RSV specimens reported from all laboratories testing for influenza/RSV.

Influenza and RSV notifications are reported in the [Weekly Infectious Disease Report for Ireland](#).

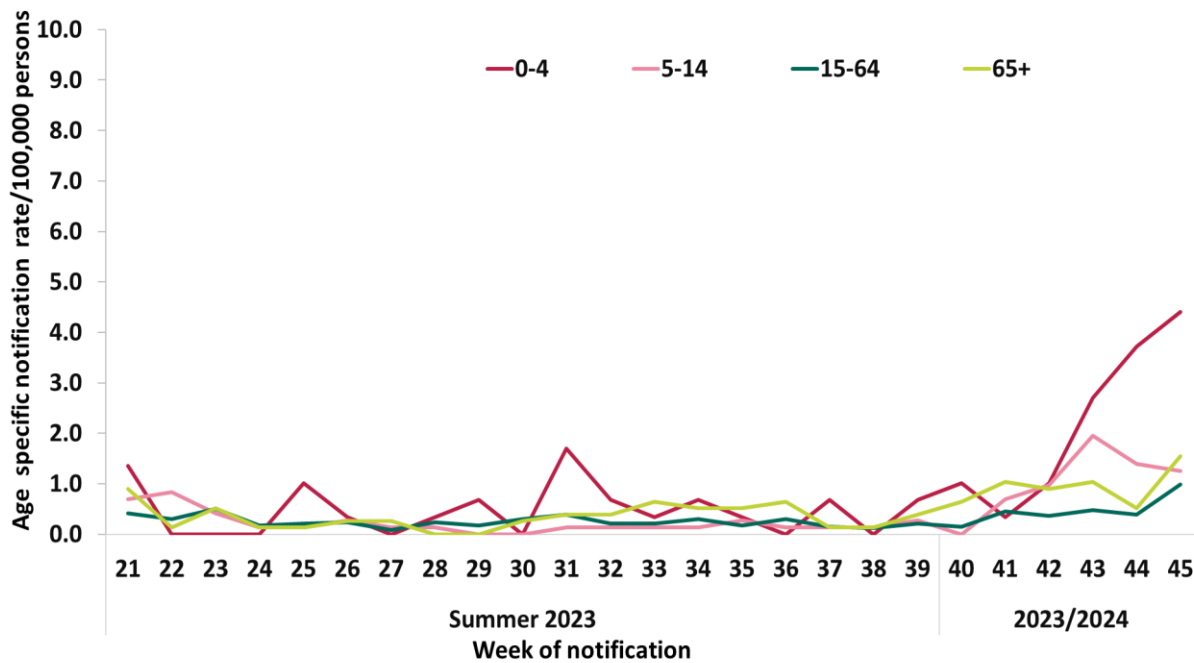
- 67 laboratory confirmed influenza cases were notified during week 45 2023 (Table 6): six influenza A (H3), two A(H1)pdm09, 50 influenza A (not subtyped) and nine influenza B. This compares to 36 cases notified during week 44 2023 (Figure 9).
- Age specific rates of notified laboratory confirmed influenza cases were low in all age groups during week 45 2023. However there has been a week on week increase in the notification rate in those aged 0 to 4 years since week 41.
- Laboratory confirmed influenza notified cases by HSE Health Region, are reported in Table 6.
- 454 RSV cases were notified during week 45 2023, an increase compared to 433 cases notified during week 44 2023 (Figure 11).
- Age specific notification rates for RSV were highest in those aged less than one year (Figure 12), at 325.3 /100 000 population, followed by the 1–4-year age group at 66.5/100,000. Notifications in those aged less than one year accounted for 41% (188/454) of all RSV notifications in week 45.

**Table 6:** Number of laboratory confirmed **influenza** notifications by HSE Health Region for week 45 2023 and the 2023/2024 season to date. *Source: CIDR*

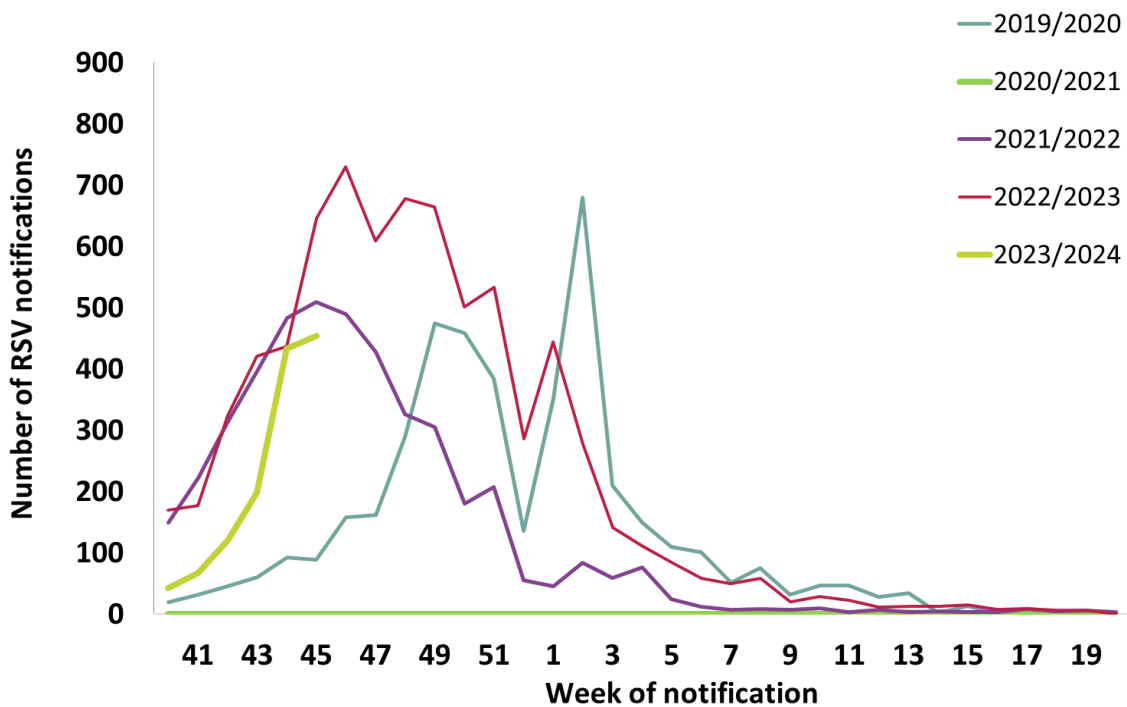
HSE Health Region	Week 45 2023	2023/2024 season (Week 40- 45 2023)
Dublin and North East	19	57
Dublin and Midlands	14	42
Dublin and South East	3	25
South West	11	42
Mid West	4	11
North and North West	16	44
<b>Total</b>	<b>67</b>	<b>221</b>



**Figure 9:** Number of laboratory confirmed **influenza** notifications by influenza type/subtype and week, summer 2023 and 2023/2024 season. *Source: Ireland’s Computerised Infectious Disease Reporting System*

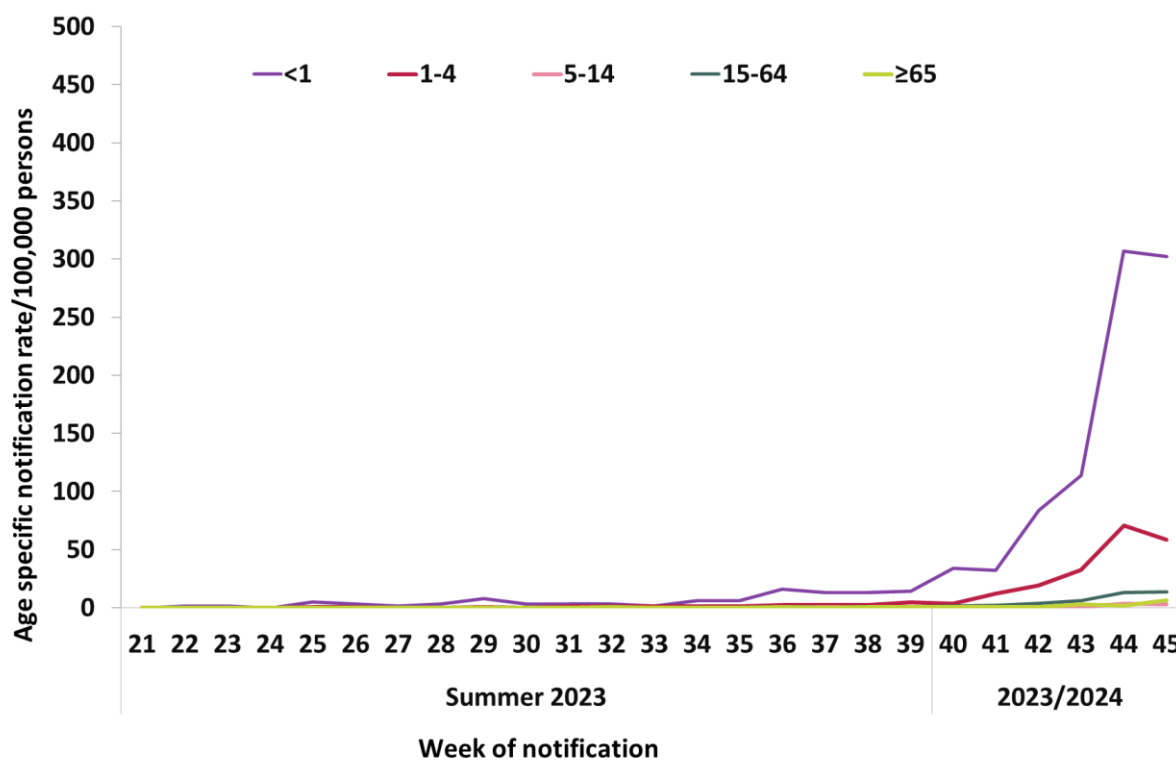


**Figure 10:** Age specific rates per 100,000 population of laboratory confirmed **influenza** notifications to HPSC by week of notification and season, Summer 2023 and 2023/2024. *Source: Ireland’s Computerised Infectious Disease Reporting System.*



**Figure 11:** Number of laboratory confirmed **RSV** notifications to HPSC by week of notification\*, 2019/2020 to 2023/2024 seasons. *Source: Ireland’s Computerised Infectious Disease Reporting System.*

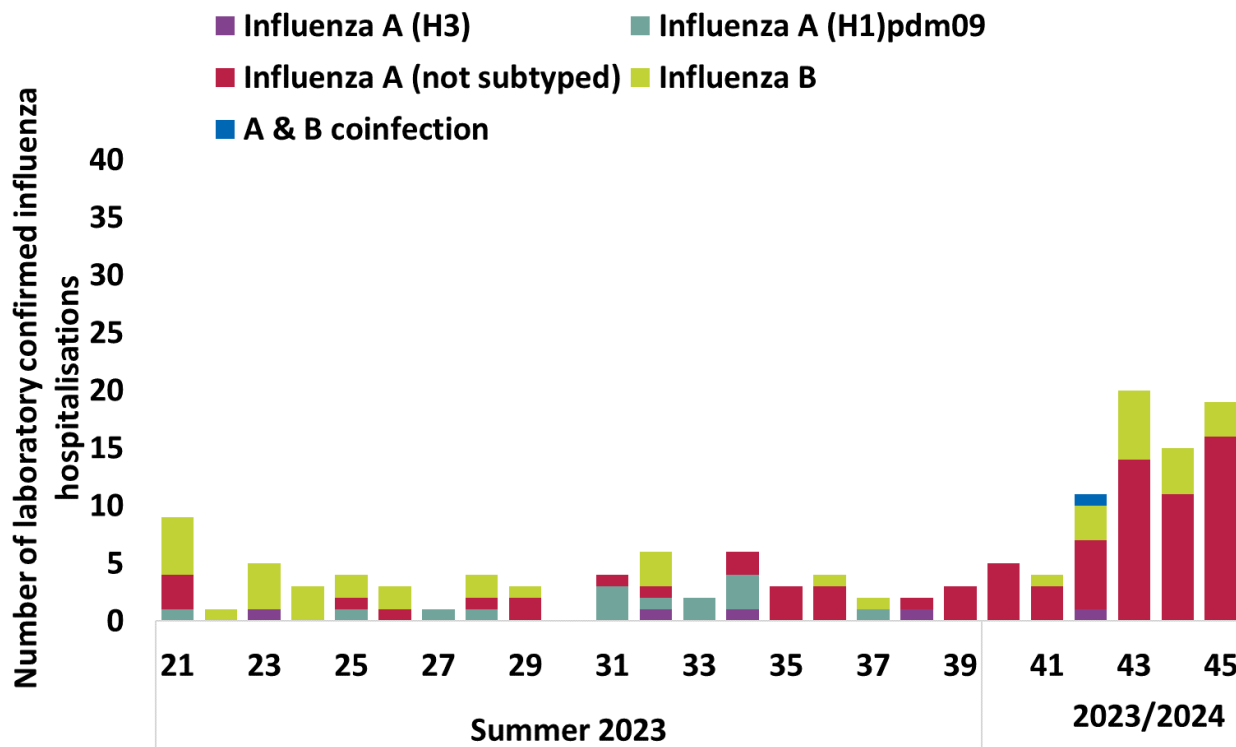
\*Please note that due to a reporting delay, approximately 10% of RSV cases notified in week 44 were diagnosed between weeks 40 and 43



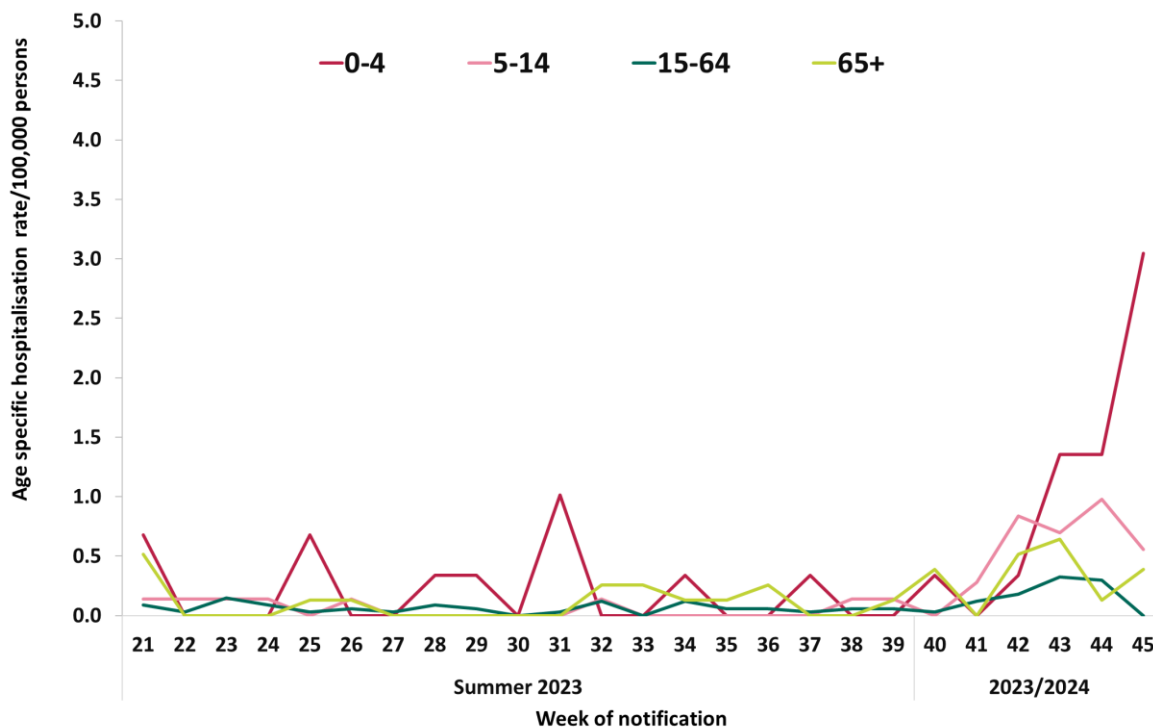
**Figure 12:** Age specific rates per 100,000 population for laboratory confirmed RSV notifications to HPSC by week of notification-weeks 21-45, 2023. *Source: Ireland’s Computerised Infectious Disease Reporting System.*

## 5. Hospitalisations

- During week 45 2023, the number of notified laboratory confirmed influenza hospital inpatients remained stable with 19 cases notified compared to 15 in week 44. Sixteen of the hospitalised cases were influenza A (not subtyped), and three were influenza B (Figure 13).
- During week 45 2023, 213 laboratory confirmed RSV hospital inpatients were notified, compared to 172 cases in week 44 2023 (Figure 15). Of the hospitalised RSV cases, 48.8% were aged less than one year.
- The age specific RSV hospitalisation rate was highest in those aged less than one year (179.9/100000 population) and those aged 1-4 years (31.6/100,000 population).
- In those aged less than one year, 55.3% (104/188) of RSV cases were in hospital in-patients and 30.8% (58/188) were in ED patients for week 45.
- The number of laboratory confirmed influenza and RSV notifications by patient type and week for the 2023/2024 season are reported in Tables 7 and 8.



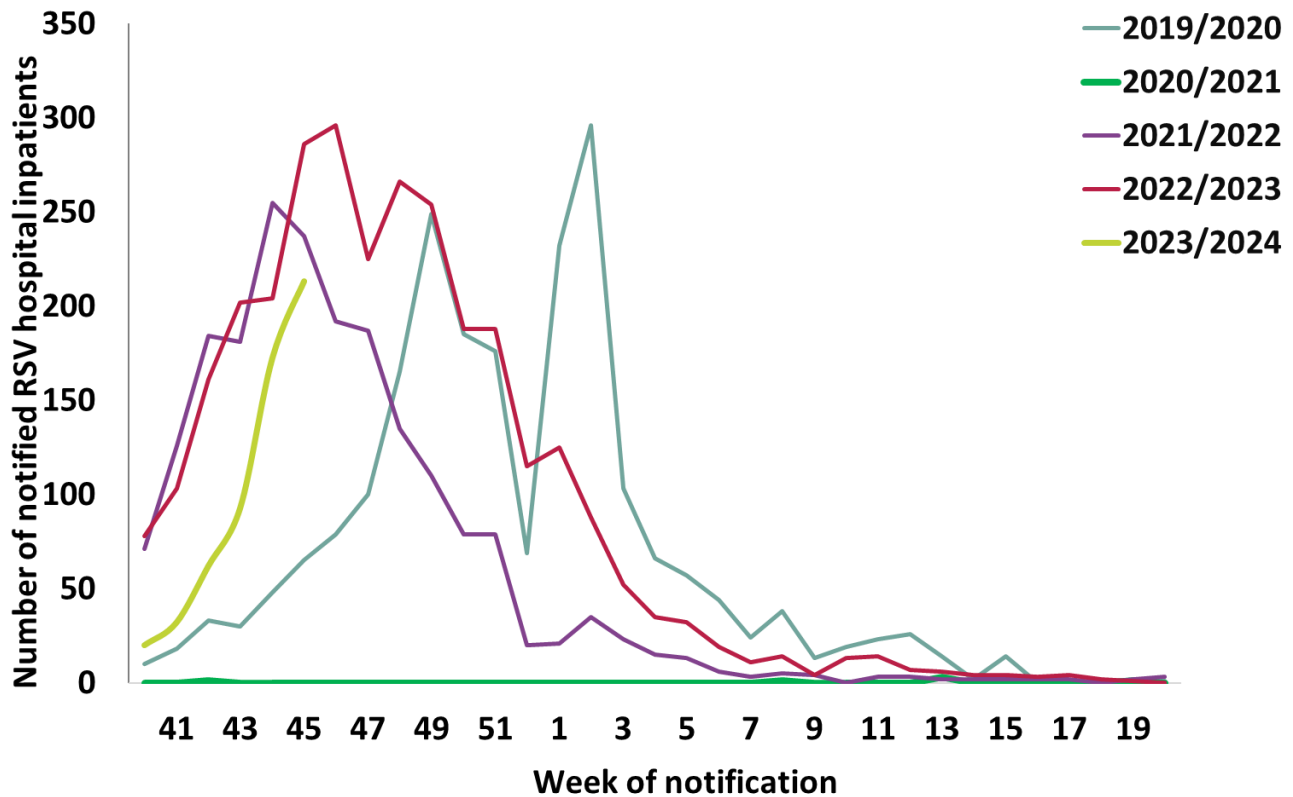
**Figure 13:** Number of notified laboratory-confirmed influenza hospital inpatients by influenza type/subtype by week, summer 2023 and 2023/2024 season. *Source: Ireland’s Computerised Infectious Disease Reporting System.*



**Figure 14:** Age specific rates per 100,000 population for laboratory confirmed influenza cases reported as hospital inpatients by week of notification and season, Summer 2023 and 2023/2024. *Source: Ireland’s Computerised Infectious Disease Reporting System.*

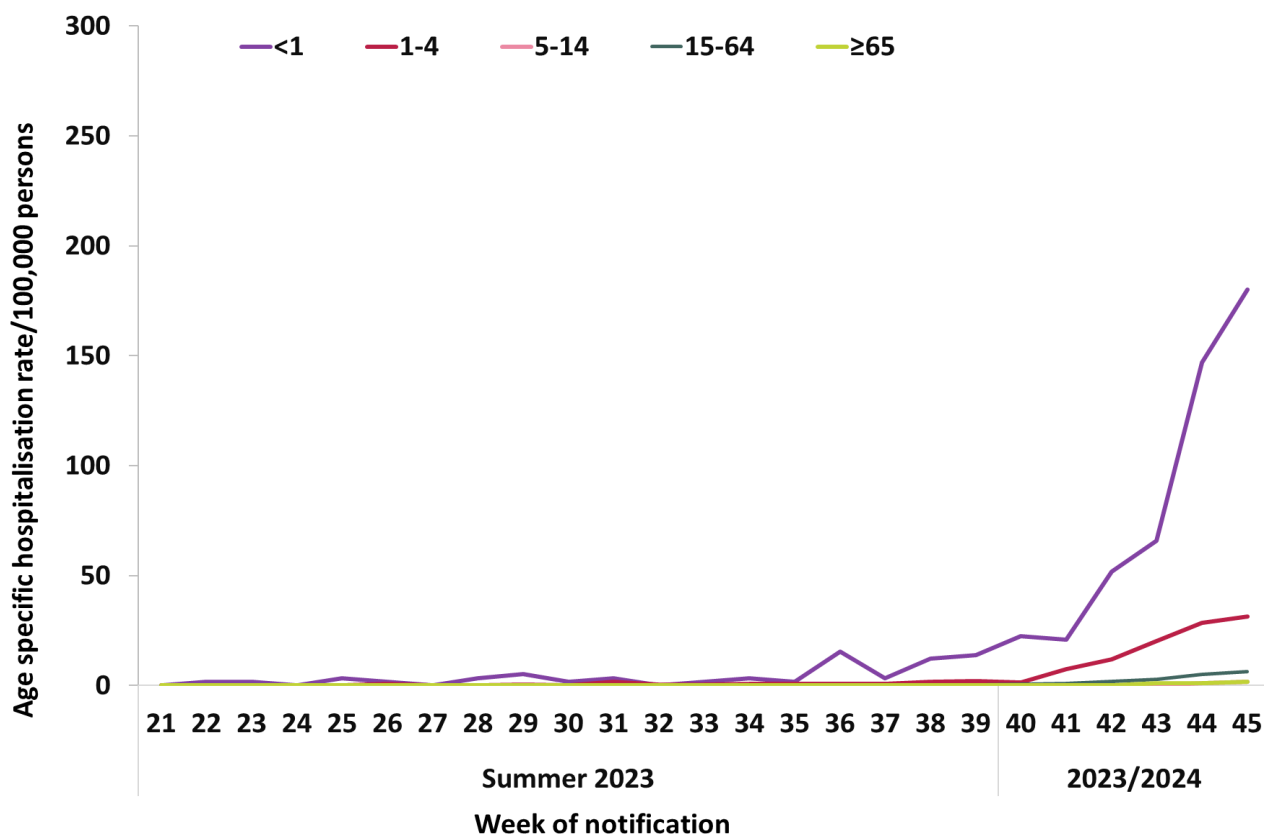
**Table 7:** Number of notified laboratory-confirmed **influenza** cases by patient type and week of notification 2023/2024 season (week 40 2023 onwards). *Source: Ireland's Computerised Infectious Disease Reporting System*

	Patient Type							Total
	GP Patient	ED patient	Hospital Inpatient	Hospital Day Patient	Hospital Outpatient	Other	Unknown	
Week 45	3	23	19	0	10	5	7	67
Week 44	0	15	15	1	1	1	3	36
Week 43	7	17	20	0	0	0	2	46
Week 42	6	8	11	0	1	0	3	29
Week 41	3	14	4	0	3	0	5	29
Week 40	0	6	5	0	3	0	0	14
<b>Total</b>	<b>19</b>	<b>83</b>	<b>74</b>	<b>1</b>	<b>18</b>	<b>6</b>	<b>20</b>	<b>221</b>



**Figure 15:** Number of notified RSV hospital inpatients, by week of notification and season, for the 2019/2020 to 2023/2024 seasons. *Source: Ireland's Computerised Infectious Disease Reporting System.*





**Figure 16:** Age specific notification rates per 100,000 population for laboratory confirmed RSV hospital inpatients by week of notification and season, Summer 2023 and 2023/2024. *Source: Ireland’s Computerised Infectious Disease Reporting System*

**Table 8:** Number of notified laboratory confirmed RSV cases by patient type and week of notification, 2023/2024 season (week 40 2023 onwards). *Source: Ireland’s Computerised infectious Disease Reporting System*

	Patient Type							Total
	GP Patient	ED patient	Hospital Inpatient	Hospital Day Patient	Hospital Outpatient	Other	Unknown	
Week 45	5	159	213	5	42	5	25	454
Week 44	7	208	172	2	31	4	9	433
Week 43	1	72	92	0	8	2	22	197
Week 42	2	31	64	0	9	6	8	120
Week 41	1	23	33	1	1	1	7	67
Week 40	0	16	20	1	2	3	1	43
<b>Total</b>	<b>16</b>	<b>509</b>	<b>594</b>	<b>9</b>	<b>93</b>	<b>21</b>	<b>72</b>	<b>1314</b>

## 6. Intensive Care Surveillance

The Intensive Care Society of Ireland (ICSI) and the HSE Critical Care Programme conducts enhanced surveillance (established during the 2009 pandemic), on all intensive care patients with laboratory confirmed influenza. HPSC processes and reports on this information on behalf of the regional Directors of Public Health/Medical Officers of Health.

- No laboratory confirmed influenza case was admitted to intensive care and notified to HPSC during week 45 2023.
- Only one ICU case has been notified for the season to date (Week 40-Week 45).

## 7. Mortality Surveillance

Influenza deaths include all deaths in notified influenza cases. HPSC receives daily mortality data from the General Register Office (GRO) on all deaths from all causes registered in Ireland. These data have been used to monitor excess all-cause and influenza and pneumonia mortality as part of the influenza surveillance system and the European Mortality Monitoring Project. Excess mortality analyses are corrected for reporting delays with the standardised EuroMOMO algorithm. Due to delays in death registrations in Ireland, excess mortality data included in this report are reported with a one-week lag time. These data are provisional due to the time delay in deaths' registration in Ireland. <http://www.euromomo.eu/>

- There were no deaths in notified influenza cases reported to HPSC during week 45 2023 or for the season to date.
- There was no excess mortality reported for week 44 2023.

## 8. Outbreak Surveillance

In this surveillance report, ARI outbreaks refer to outbreaks of acute respiratory infection caused by pathogens other than influenza, SARS-CoV-2 or RSV. COVID-19 outbreaks are not included in this report; surveillance data on COVID-19 outbreaks are detailed on the HPSC website. <https://www.hpsc.ie/a-z/respiratory/coronavirus/novelcoronavirus/casesinireland/>

- During week 45 2023, two influenza outbreaks (one in a nursing home and one in a residential institution) were reported to HPSC (Tables 9 & 10).
- One ARI outbreak in a nursing home for which the pathogen was rhino/enterovirus was notified in week 45.
- There have been 12 outbreaks reported to date this season, including three influenza outbreaks, three RSV outbreaks and six acute respiratory infection (ARI) outbreaks.

**Table 9:** Summary of influenza, RSV and ARI (influenza/RSV/SARS-CoV-2 negative) outbreaks by HSE Area during week 45 2023 and the 2023/2024 season (weeks 40-45 2023) *Source: CIDR*

HSE Health Region	Influenza		RSV		ARI		Total	
	Week 45	2023/2024	Week 45	2023/2024	Week 45	2023/2024	Week 45	2023/2024
Dublin and North East	1	2	0	0	1	2	2	4
Dublin and Midlands	0	0	0	2	0	0	0	2
Dublin and South East	1	1	0	0	0	3	1	4
South West	0	0	0	0	0	0	0	0
Mid West	0	0	0	0	0	0	0	0
North and North West	0	0	0	1	0	1	0	2
Unknown	0	0	0	0	0	0	0	0
<b>Total</b>	<b>2</b>	<b>3</b>	<b>0</b>	<b>3</b>	<b>1</b>	<b>6</b>	<b>3</b>	<b>12</b>

**Table 10:** Summary of influenza, RSV and ARI (influenza/RSV/SARS-CoV-2 negative) outbreaks by outbreak setting during week 45 2023 and the 2023/2024 season (weeks 40-45 2023). *Source: CIDR*

Setting	Influenza		RSV		ARI		Total	
	Week 45	2023/2024	Week 45	2023/2024	Week 45	2023/2024	Week 45	2023/2024
Community hospital/Long-stay unit	0	0	0	0	0	1	0	1
Nursing Home	1	1	0	1	1	3	2	5
Hospital	0	1	0	0	0	0	0	1
Residential Institution	1	1	0	1	0	1	1	3
Childcare facility	0	0	0	1	0	0	0	1
Family Outbreaks	0	0	0	0	0	0	0	0
Other settings	0	0	0	0	0	1	0	1
<b>Total</b>	<b>2</b>	<b>3</b>	<b>0</b>	<b>3</b>	<b>1</b>	<b>6</b>	<b>3</b>	<b>12</b>

## 9. International Summary

According to [European Respiratory Virus Surveillance Summary](#), during week 44 2023 (including data up to 05/11/2023), for all sentinel primary care specimens; influenza activity remained below the 10% epidemic threshold except for two countries (Greece and Azerbaijan). SARS-CoV-2 remained stable at 14% compared to the previous week and RSV remained low at 5%. Of 34 reporting countries or areas reporting influenza intensity, four reported medium (Israel, Bulgaria, Georgia and Slovakia) intensity, five reported low intensity and the remainder reported baseline intensity. Six countries reported an increasing trend of RSV positivity including Portugal (33%), United Kingdom (Scotland) (15%), Ireland (12%), Serbia (7%), Denmark (2%) and Germany (2%). The Netherlands, Spain and France observed stable trends in RSV positivity. There was an increase in RSV hospital admissions over the past week, mainly among those aged 0-4 years, in two (Ireland and Malta) of the four countries reporting data.

Seasonal influenza and RSV detections in non-sentinel data were low compared to the same time last year, although RSV detections have been increasing steadily for the past seven weeks. Early signs of an increase in RSV activity have also been reported in parts of the European region and the United States of America.

As of 29<sup>th</sup> October 2023, WHO has reported that globally influenza detections remained low. In Eastern and Western Asia and the temperate zones of the Northern Hemisphere influenza activity has increased in the

European respiratory virus surveillance summary <https://erviss.org/>  
Europe – ECDC <http://ecdc.europa.eu/>  
UK Health Security Agency <https://www.gov.uk/government/collections/weekly-national-flu-reports>  
United States CDC <http://www.cdc.gov/flu/weekly/fluactivitysurv.htm>  
Public Health Agency of Canada <http://www.phac-aspc.gc.ca/fluwatch/index-eng.php>

- Influenza case definition in Ireland <https://www.hpsc.ie/a-z/respiratory/influenza/casedefinitions/>
- COVID-19 case definition in Ireland <https://www.hpsc.ie/a-z/respiratory/coronavirus/novelcoronavirus/casedefinitions/>
- Avian influenza overview May – August 2020 <https://www.ecdc.europa.eu/en/publications-data/avian-influenza-overview-may-august-2020>
- Avian influenza: EU on alert for new outbreaks <https://www.ecdc.europa.eu/en/news-events/avian-influenza-eu-alert-new-outbreaks>
- Information on COVID-19 in Ireland is available on the HPSC website <https://www.hpsc.ie/a-z/respiratory/coronavirus/novelcoronavirus/>
- The WHO categorised COVID-19 as a pandemic on 11 March 2020. For more information about the situation in the WHO European Region visit:
  - WHO website: <https://www.who.int/emergencies/diseases/novel-coronavirus-2019>
  - ECDC website: <https://www.ecdc.europa.eu/en/novel-coronavirus-china>

## 11. WHO recommendations on the composition of influenza virus vaccines

The WHO vaccine strain selection committee recommends that quadrivalent egg-based vaccines for use in the 2023/2024 northern hemisphere influenza season contain the following:

- an A/Victoria/4897/2022 (H1N1)pdm09-like virus;
- an A/Darwin/9/2021 (H3N2)-like virus; and
- a B/Austria/1359417/2021 (B/Victoria lineage)-like virus; and
- a B/Phuket/3073/2013 (B/Yamagata lineage)-like virus.

<https://www.who.int/news/item/24-02-2023-recommendations-announced-for-influenza-vaccine-composition-for-the-2023-2024-northern-hemisphere-influenza-season>

Further information on influenza in Ireland is available at [www.hpsc.ie](http://www.hpsc.ie)

### Acknowledgements

This report was prepared by the HPSC influenza epidemiology team: Nancy Somi, Eva Kelly, Adele McKenna, Karen O'Reilly, Amy Griffin, Pamela Lima, Maureen O'Leary, Lisa Domegan and Joan O'Donnell. HPSC wishes to thank the sentinel GPs, the ICGP, NVRL, Departments of Public Health, ICSI and HSE-Healthlink for providing data for this report.